



# COPPER PIPE FITTINGS

## 90° Elbow


### Standard

	48-0108	1/2"
	48-0112	3/4"
	48-0116	1"
	48-0120	1 1/4"
	48-0124	1 1/2"


### Fitting Elbow (fits inside pipe)

	48-0008	1/2"
	48-0012	3/4"

### Street


	48-0208	1/2"
	48-0212	3/4"
	48-0216	1"

### Reducing


	48-031612	1" 3/4"
---	-----------	---------

## 45° Elbow


### Standard

	48-0508	1/2"
	48-0512	3/4"
	48-0516	1"
	48-0520	1 1/4"
	48-0524	1 1/2"

### Street


	48-0608	1/2"
	48-0612	3/4"

## Cap


	48-4508	1/2"
	48-4512	3/4"
	48-4516	1"

## Coupling

### with Stop


	48-2008	1/2"
	48-2012	3/4"
	48-2016	1"
	48-2020	1 1/4"
	48-2024	1 1/2"

### without Stop


	48-1908	1/2"
	48-1912	3/4"
	48-1916	1"

## Reducing Coupling


### Reducing C x C

	48-221208	3/4"	1/2"
	48-221612	1"	3/4"
	48-222012	1 1/4"	3/4"
	48-222016	1 1/4"	1"

### Reducing FTG x C


	48-181208	3/4"	1/2"
	48-181612	1"	3/4"

## Union


	48-6008	1/2"
	48-6012	3/4"
	48-6016	1"

## Tee

### Equal branch


	48-5008	1/2"
	48-5012	3/4"
	48-5016	1"
	48-5020	1 1/4"
	48-5024	1 1/2"

### Reducing branch


	48-511208	3/4"	1/2"
---	-----------	------	------

## Adapters


### C to MIP

	48-350808	C 1/2"	MIP 1/2"
	48-350812	C 1/2"	MIP 3/4"
	48-351212	C 3/4"	MIP 3/4"
	48-351216	C 3/4"	MIP 1"
	48-351612	C 1"	MIP 3/4"
	48-351616	C 1"	MIP 1"
	48-352020	C 1 1/4"	MIP 1 1/4"
	48-352424	C 1 1/2"	MIP 1 1/2"


### C to FIP

	48-300804	C 1/2"	FIP 1/4"
	48-300808	C 1/2"	FIP 1/2"
	48-301212	C 3/4"	FIP 3/4"
	48-301216	C 3/4"	FIP 1"
	48-301612	C 1"	FIP 3/4"
	48-301616	C 1"	FIP 1"
	48-302020	C 1 1/4"	FIP 1 1/4"
	48-302424	C 1 1/2"	FIP 1 1/2"

### FTG to MIP


	48-370808	FTG 1/2"	MIP 1/2"
	48-371212	FTG 3/4"	MIP 3/4"

### FTG to FIP


	48-320808	FTG 1/2"	FIP 1/2"
	48-321212	FTG 3/4"	FIP 3/4"

## Drop Ear Elbow

### C to FIP

	48-100808	C 1/2"	FIP 1/2"
	48-101212	C 3/4"	FIP 3/4"

## Tube Strap

	48-6608	1/2"
	48-6612	3/4"
	48-6616	1"

# LEAD FREE MAXI CONNECT FITTINGS

## Push Fit Elbow



38-0308  
38-0312  
38-0316  
38-0320

1/2" Push Fit Elbow  
3/4" Push Fit Elbow  
1" Push Fit Elbow  
1 1/4" Push Fit Elbow



38-211208  
38-211216

3/4" X 1/2" Push Fit Elbow  
3/4" X 1" Push Fit Elbow

## Push Fit Equal Tee



38-0208  
38-0212  
38-0216  
38-0220

1/2" Push Fit Equal Tee  
3/4" Push Fit Equal Tee  
1" Push Fit Equal Tee  
1 1/4" Push Fit Equal Tee

## Reducing Tee



38-301208  
38-301612

3/4" x 3/4" x 1/2" Reducing Tee  
1" x 1" x 3/4" Reducing Tee

## Push Male Elbow



38-150808  
38-151212  
38-151616

1/2" x 1/2" Male Pipe Elbow  
3/4" x 3/4" Male Pipe Elbow  
1" x 1" Male Pipe Elbow

## Push Fit Ball Valve



38-61801  
38-61802  
38-61803

1/2" x 1/2" Push Fit Ball Valve  
3/4" x 3/4" Push Fit Ball Valve  
1" x 1" Push Fit Ball Valve

## Spring Check Valve



38-1608  
38-1612  
38-1616

1/2" Check Valve  
3/4" Check Valve  
1" Check Valve

# LEAD FREE MAXI CONNECT FITTINGS

## Push Fit Couplings



38-0408 1/2" Push Fit Coupling  
 38-0412 3/4" Push Fit Coupling  
 38-0416 1" Push Fit Coupling  
 38-0420 1 1/4" Push Fit Coupling



38-201208 3/4" X 1/2" Push Fit Coupling  
 38-201612 1" X 3/4" Push Fit Coupling

## MIP Couplings



38-010808 1/2" Push Fit X 1/2" male pipe  
 38-010812 1/2" Push Fit X 3/4" male pipe  
 38-011212 3/4" Push Fit X 3/4" male pipe  
 38-011208 3/4" Push Fit X 1/2" male pipe  
 38-011612 1" Push Fit X 3/4" male pipe  
 38-011616 1" Push Fit X 1" male pipe  
 38-012020 1 1/4" Push Fit X 1 1/4" male pipe

## FIP Couplings



38-450808 1/2" Push Fit X 1/2" female pipe  
 38-450812 1/2" Push Fit X 3/4" female pipe  
 38-451208 3/4" Push Fit X 1/2" female pipe  
 38-451212 3/4" Push Fit X 3/4" female pipe  
 38-451216 3/4" Push Fit X 1" female pipe  
 38-451612 1" Push Fit X 3/4" female pipe  
 38-451616 1" Push Fit X 1" female pipe

## 1/4 Turn Angle Stop/ Straight Handle



38-63101 1/4" O.D X 1/2" Push Fit  
 38-63103 3/8" O.D X 1/2" Push Fit

## 1/4 Turn Straight Stop/ Straight Handle



38-63104 3/8" O.D X 1/2" Push Fit

## Push Fit End Stop



38-4608 1/2" Push Fit End Stop  
 38-4612 3/4" Push Fit End Stop  
 38-4616 1" Push Fit End Stop  
 38-4620 1 1/4" Push Fit End Stop

## PSU Stiffener




38-5108 1/2" PSU Stiffener  
 38-5112 3/4" PSU Stiffener  
 38-5116 1" PSU Stiffener

## Removal Tool



38-4908 1/2" Removal Tool  
 38-4912 3/4" Removal Tool  
 38-4916 1" Removal Tool  
 38-4920 1 1/4" Removal Tool

# METAL PIPE NIPPLES



## MATERIAL TYPE SELECTIONS

Substitute the "xx" prefix with one of the following prefixes

**41** = Galvanized    ▪    **43** = Black Malleable    ▪    **45** = Brass

(Example: 41-0802 is a 1/2" x 2" Galvanized Nipple)

Length	1/4"	3/8"	1/2"	3/4"	1"
Close	xx-0400	xx-0600	xx-0800	xx-1200	xx-1600
1 1/2"	xx-0401	xx-0601	xx-0801	xx-1201	
2"	xx-0402	xx-0602	xx-0802	xx-1202	xx-1602
2 1/2"	xx-0403	xx-0603	xx-0803	xx-1203	xx-1603
3"	xx-0404	xx-0604	xx-0804	xx-1204	xx-1604
3 1/2"	xx-0405	xx-0605	xx-0805	xx-1205	xx-1605
4"	xx-0406	xx-0606	xx-0806	xx-1206	xx-1606
4 1/2"	xx-0407	xx-0607	xx-0807	xx-1207	xx-1607
5"	xx-0408	xx-0608	xx-0808	xx-1208	xx-1608
5 1/2"	xx-0409	xx-0609	xx-0809	xx-1209	xx-1609
6"	xx-0410	xx-0610	xx-0810	xx-1210	xx-1610
6 1/2"	xx-0411	xx-0611	xx-0811	xx-1211	xx-1611
7"	xx-0412	xx-0612	xx-0812	xx-1212	xx-1612
7 1/2"	xx-0413	xx-0613	xx-0813	xx-1213	xx-1613
8"	xx-0414	xx-0614	xx-0814	xx-1214	xx-1614
8 1/2"	xx-0415	xx-0615	xx-0815	xx-1215	xx-1615
9"	xx-0416	xx-0616	xx-0816	xx-1216	xx-1616
9 1/2"	xx-0417	xx-0617	xx-0817	xx-1217	xx-1617
10"	xx-0418	xx-0618	xx-0818	xx-1218	xx-1618
10 1/2"	xx-0419	xx-0619	xx-0819	xx-1219	xx-1619
11"	xx-0420	xx-0620	xx-0820	xx-1220	xx-1620
11 1/2"	xx-0421	xx-0621	xx-0821	xx-1221	xx-1621
12"	xx-0422	xx-0622	xx-0822	xx-1222	xx-1622



# METAL PIPE FITTINGS

## MATERIAL TYPE SELECTIONS

Substitute the "xx" prefix with one of the following prefixes

**40** = Galvanized    **42** = Black Malleable    **44** = Brass

(Example: 42-0108 is a Black Malleable 1/2" 90° Elbow)

### Elbow

#### 90 Degree



xx-0104	1/4"
xx-0106	3/8"
xx-0108	1/2"
xx-0112	3/4"
xx-0116	1"

#### Reducing 90 Degree



xx-030806	1/2" x 3/8"
xx-031208	3/4" x 1/2"
xx-031612	1" x 3/4"

#### Street 90 Degree



xx-0204	1/4"
xx-0206	3/8"
xx-0208	1/2"
xx-0212	3/4"
xx-0216	1"

#### Reducing Street 90 Degree



xx-041208	3/4" x 1/2"
xx-041612	1" x 3/4"

#### 45 Degree



xx-0506	3/8"
xx-0508	1/2"
xx-0512	3/4"

#### Street 45 Degree



xx-0604	1/4"
xx-0608	1/2"

### Coupling



xx-2004	1/4"
xx-2006	3/8"
xx-2008	1/2"
xx-2012	3/4"

### Hex Bushing



xx-400402	1/4" x 1/8"
xx-400604	3/8" x 1/4"
xx-400802	1/2" x 1/8"
xx-400804	1/2" x 1/4"
xx-400806	1/2" x 3/8"
xx-401204	3/4" x 1/4"
xx-401206	3/4" x 3/8"
xx-401208	3/4" x 1/2"
xx-401606	1" x 3/8"
xx-401608	1" x 1/2"
xx-401612	1" x 3/4"

### Face Bushing



xx-410402	1/4" x 1/8"
xx-410604	3/8" x 1/4"
xx-410802	1/2" x 1/8"
xx-410806	1/2" x 3/8"
xx-411206	3/4" x 3/8"
xx-411208	3/4" x 1/2"
xx-411608	1" x 1/2"
xx-411612	1" x 3/4"

### Union



xx-6006	3/8"
xx-6008	1/2"
xx-6012	3/4"

### Extension

Male by Female



xx-9608	1/2"
xx-9612	3/4"

### Bell Reducer



xx-220604	3/8" x 1/4"
xx-220804	1/2" x 1/4"
xx-220806	1/2" x 3/8"
xx-221206	3/4" x 3/8"
xx-221208	3/4" x 1/2"
xx-221612	1" x 3/4"

### Cap



xx-4504	1/4"
xx-4506	3/8"
xx-4508	1/2"
xx-4512	3/4"

### Plug

#### Square Head



xx-4602	1/8"
xx-4604	1/4"
xx-4606	3/8"
xx-4608	1/2"
xx-4612	3/4"
xx-4616	1"

#### Countersunk



xx-4804	1/4"
xx-4806	3/8"
xx-4808	1/2"
xx-4812	3/4"
xx-4820	1 1/4"

### Tee



xx-5004	1/4"
xx-5006	3/8"
xx-5008	1/2"
xx-5012	3/4"
xx-5016	1"

### Reducing Branch Tee



xx-511204	3/4" x 1/4"
xx-511208	3/4" x 1/2"
xx-511612	1" x 3/4"

# PVC PIPE FITTINGS

## 90° Elbow

### Slip x Slip



46-0108	1/2"
46-0112	3/4"
46-0116	1"

### Slip x MIP



46-1208	1/2"
46-1212	3/4"
46-1216	1"

### Slip x FIP



46-1508	1/2"
46-1512	3/4"
46-1516	1"

### FIP x FIP



46-1008	1/2"
46-1012	3/4"

### Street



46-0208	1/2"
46-0212	3/4"
46-0216	1"

## 45° Elbow

### Slip x Slip



46-0508	1/2"
46-0512	3/4"
46-0516	1"

## Coupling

### Slip x Slip



46-2008	1/2"
46-2012	3/4"
46-2016	1"

### Slip x FIP



46-3008	1/2"
46-3012	3/4"
46-3016	1"

### Slip x MIP



46-3508	1/2"
46-3512	3/4"
46-3516	1"

## Reducing Coupling

### Slip x Slip



46-221208	3/4" to 1/2"
46-221612	1" to 3/4"

### MIP x Slip



46-361208	3/4" to 1/2"
46-361216	3/4" to 1"
46-361612	1" to 3/4"

## Tee

### Slip x Slip x Slip (equal)



46-5008	1/2"
46-5012	3/4"
46-5016	1"

## Bushing

### Spigot x Slip



46-401208	3/4" to 1/2"
46-401608	1" to 1/2"
46-401612	1" to 3/4"

### Spigot x FIP



46-421208	3/4" to 1/2"
46-421606	1" to 3/8"
46-421612	1" to 3/4"

### Reducing MIP x FIP



46-430804	1/2" to 1/4"
46-431204	3/4" to 1/4"
46-431206	3/4" to 3/8"
46-431208	3/4" to 1/2"
46-431608	1" to 1/2"
46-431612	1" to 3/4"

## Cap

### Slip x Slip



46-4508	1/2"
46-4512	3/4"
46-4516	1"

### FIP



46-4408	1/2"
46-4412	3/4"

## Plug

### Slip



46-4608	1/2"
46-4612	3/4"
46-4616	1"

# PVC & ABS TUBULAR PRODUCTS

## PVC 'P' Traps 1 1/2"



08-8011 P Trap with 'Marvel Adapter'  
08-8101 J Bend

## PVC Elbow



08-424 1 1/2" 45 Degree PVC Elbow

## PVC Continuous Wastes 1 1/2"



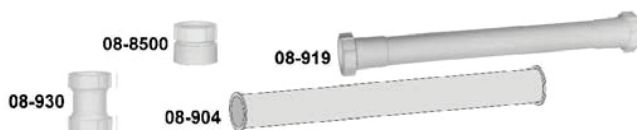
08-516-2 25" w/ Center Outlet  
08-5101 Slip Joint w/ Telescopic End & Baffle 'T'  
08-600P Telescopic w/ Baffle 'T'

## PVC Drain Tees 1 1/2"



08-503 Direct Connect w/ Baffle 'T'  
08-515 Center Outlet Baffle 'T'

## PVC Tubular Products 1 1/2"



08-8500 Union, Slip Joint x Solvent Weld  
08-930 Union, Slip Joint x Slip Joint  
08-919 16" Extension Tube, S.J. x S.J.  
08-904 16" Double Flanged Tailpiece

## ABS Drain Tees 1 1/2"



09-503 Drain Tee - Direct Connect w/ Baffle 'T'  
09-512 Drain Tee - Slip Joint w/ Baffle 'T'

## Branch Tailpieces



09-702 Dishwasher Branch Tailpiece - Direct Connect  
09-717 Dishwasher Branch Tailpiece - Slip Joint  
09-917 8" Slip Joint Extension Tube

## Branch Tailpiece



09-904 16" Double Flanged Tailpiece

# PIPE FITTING ACCESSORIES

## PVC/CPVC Primer/Cleaner

49-2908



49-2908  
49-2804  
49-2808

Rectorseal PR-3 Clear, 8 oz.  
Rectorseal PR-1 Purple  
Hi-Etch, 4 oz.  
Rectorseal PR-1 Purple  
Hi-Etch, 8 oz.

49-2808



## Plumber's Putty



49-8501

Hercules 'Sta-Put', 14 oz.

## PVC/CPVC/ABS Solvent/Cement

49-3304  
49-3308



PVC/CPVC, Christy's  
'Red Hot', 4 oz.  
PVC/CPVC, Christy's  
'Red Hot', 8 oz.

49-3008



PVC, Rectorseal 404, 8 oz.

49-3408



ABS/PVC/CPVC,  
Rectorseal 425, 8 oz.

49-3504  
49-3508



ABS, Rectorseal 647, 4 oz.  
ABS, Rectorseal 647, 8 oz.

## Teflon Tape



49-90 White  
49-91 White  
49-91D White  
49-94 White

1/2" x 260'  
1/2" x 520' Imported  
1/2" x 520' Domestic  
3/4" x 520'

49-92 Yellow



1/2" x 260' - AGA approved

## Pipe Wrapping Tape



49-5252  
49-5362

2" x 100' x 10mil  
2" x 100' x 20mil



# PIPE FITTING ACCESSORIES

## Pipe Joint Compounds



49-8000 Rectorseal #5, 1 3/4 oz.  
 49-8004 Rectorseal #5, 4 oz.  
 49-8008 Rectorseal #5, 8 oz.

## Pipe Joint Compounds



49-9504 LA-CO 'Slic-Tite', 4 oz.  
 49-9508 LA-CO 'Slic-Tite', 8 oz.



49-8408 Hercules 'Pro-Dope' 8 oz.



49-9808 LA-CO 'T-O-T', 8 oz.

## Water Hammer Arrester



21-GTRI-6-6 3/8" Male x 3/8" Female  
 Compression Tee

## Pipe Dope Sticks



49-9600 Pipette Stick, ea.  
 49-9600-12 Pipette Sticks, Box of 12

# PIPE FITTING ACCESSORIES

## Solder



49-0216 1 lb., 95/5  
49-0516 1 lb., Lead Free

## Sand Cloth



49-70092 Open Mesh, 1 1/2" x 5 yards  
49-70102 Open Mesh, 1 1/2" x 10 yards

## Flux



49-2202 LA-CO, 2 oz.  
49-2204 LA-CO, 4 oz.  
49-2216 LA-CO, 1 lb.



49-2103 Rectorseal 'C-Flux', 3 oz.  
49-2112 Rectorseal 'C-Flux', 12 oz.



49-2004 Rectorseal 'Nokorode', 4 oz.  
49-2016 Rectorseal 'Nokorode', 1 lb.



49-15310 Sandcloth, 1 1/2" x 10 yards

## Acid Brush



49-1301 1/4"  
49-1302 3/8"

## Copper Fitting Brush

### Wire Handle

49-1008 1/2" NOM  
49-1012 3/4" NOM  
49-1016 1" NOM



### Rigid Handle

49-1108 1/2" NOM  
49-1112 3/4" NOM  
49-1116 1" NOM



### Heavy Duty

49-1208 1/2" NOM  
49-1212 3/4" NOM

